

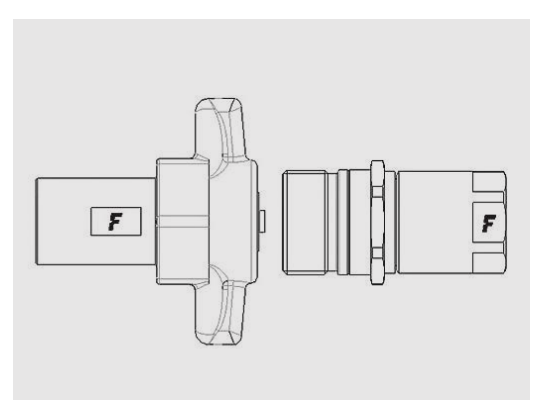
FB



Screw-to-connect couplings for road machines applications.

Screw-on flat face brass couplings suitable to vehicles and road machines applications. A wing-shaped sleeve helps to connect and disconnect by hand. Interchangeable for US market.

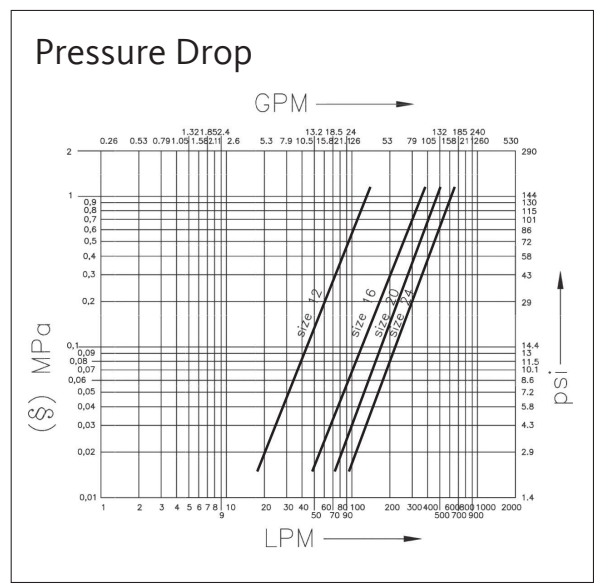
Applications



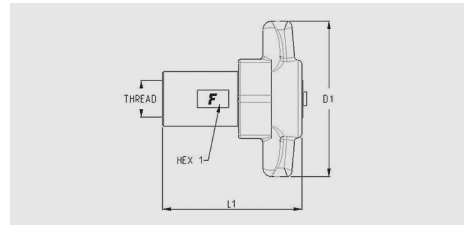
Technical Specifications

dash	Size mm	inch	Working Pressure (MPa)	Flow Rate (l/min)	Spillage (ml)	Force to Connect (N)	Burst pressure (MPa)		
							Male	Female	Male + Female
12	20	3/4"	25	62	0,1	0	100	75	82
16	25	1"	23	160	0,2	0	130	70	80
20	31,5	1-1/4"	21	220	0,5	0	78	64	68
24	37,5	1-1/2"	20	300	0,7	0	60	60	62

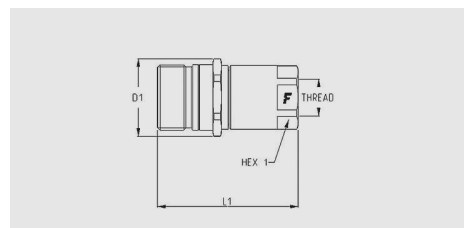
Material	Brass
Seals	NBR
Working temperatures	- 25 °C to + 125 °C
Surface treatment	
Series Interchange	MARKET
Valve Type	Flat
Connection	Screw to Connect
Disconnection	Unscrew to Disconnect
Connection Under Pressure	Allowed Residual



FB



Size		Thread details			FEMALE							
inch	mm	Thread Type	Standard	Thread	Part Number	L (L1 + Thread)		D1		HEX1		
						mm	inch	mm	inch	mm	inch	
3/4"	20	F NPTF	ANSI B1.20.3	NPTF 1/2 FEMALE	FB 12/12 NPT F5	81	3,2	90	3,5	30	1,2	
3/4"	20	F NPTF	ANSI B1.20.3	NPTF 3/4 FEMALE	FB 12/34 NPT F5	81	3,2	90	3,5	30	1,2	
1"	25	F NPTF	ANSI B1.20.3	NPTF 1 FEMALE	FB 16/1 NPT F 5	90,8	3,6	75	3	36	1,4	
1-1/4"	31,5	F NPTF	ANSI B1.20.3	NPTF 1-1/4 FEMALE	FB 20/114NPT F5	95	3,7	127	5	45	1,8	
1-1/2"	37,5	F NPTF	ANSI B1.20.3	NPTF 1-1/2 FEMALE	FB 24/112NPT F5	110,2	4,3	150	5,9	50	2	



Size		Thread details			MALE								
inch	mm	Thread Type	Standard	Thread	Part Number	L (L1 + Thread)		D1		D3		HEX1	
						mm	inch	mm	inch	mm	inch	mm	inch
3/4"	20	F NPTF	ANSI B1.20.3	NPTF 1/2 FEMALE	FB 12/12 NPT M5	81,3	3,2	45	1,8			34	1,3
3/4"	20	F NPTF	ANSI B1.20.3	NPTF 3/4 FEMALE	FB 12/34 NPT M5	82	3,2	45	1,8			34	1,3
1"	25	F NPTF	ANSI B1.20.3	NPTF 1 FEMALE	FB 16/1 NPT M 5	90,8	3,6	75	3			36	1,4
1-1/4"	31,5	F NPTF	ANSI B1.20.3	NPTF 1-1/4 FEMALE	FB 20/114NPT M5	95	3,7	127	5			45	1,8
1-1/2"	37,5	F NPTF	ANSI B1.20.3	NPTF 1-1/2 FEMALE	FB 24/112NPT M5	110	4,3	72	2,8			55	2,2

Accessories

Aluminium dust caps



Caps suitable for FEMALE

Caps suitable for MALE

Size			Cap Details		Size			Cap Details	
inch	mm	dash	Part number	Colour	inch	mm	dash	Part number	Colour
1/2"	12,5	08	TMFB 12 S		1/2"	12,5	08	TFFB 12 S	
3/4"	20	12	TMFB 12 S		3/4"	20	12	TFFB 12 S	
1"	25	16	TMFB 16 S		1"	25	16	TFFB 16 S	
1-1/4"	31,5	20	TMFB 20 S		1-1/4"	31,5	20	TFFB 20 S	
1-1/4"	31,5	20	TMFB 20 S		1-1/4"	31,5	20	TFFB 20 S	
1-1/2"	37,5	24	TMFB 24 S		1-1/2"	37,5	24	TFFB 24 S	

